


● Attractive ● Brand protection



Type T



Position mark



Position mark




Single color



Quatering(lean type)



Microfont QR



Text finder mark

Various types of programed colorful QRs

- 1) Programed color sequence according to data file, both of the brand owner and the consumer can use color information to do authentication.
2) Programed variable text to the finder mark position, only available by WeChat scan. 3) Programed variable microfont to overprint on the colorful QR, HP invisible ink to print microfont.

● Brand protection ● Attractive




Quatering QR




Fiber pattern




(1) Multi-layer QR



(2) Bacteria pattern



(3) Fiber text pattern



(4) Color line pattern


Colorful QR working with various types of verification patterns

- Note: 1) Multi-layer QR for security, track-trace and fun. 2) Bacteria pattern use HP invisible ink and silver ink to print, more patterns to match. 3) Fiber text pattern: Fiber combined with small size text, HP invisible ink to print some fibers. 4) Color line pattern: Fixed line pattern but colorful, HP invisible ink to print some lines.


● Attractive




(1) Internal quadrangle




(2) Font Matrix QR



(3) Full color QR



(4) Circle dot QR



(5) Leaf finder mark QR



Note: 1) Font Matrix QR. use small size variable text characters to combine QR

● CI




Imaged QR
Note: normally embed logo

● Electronics label ● Brand protection




- Note: 1) Deformation H/W ratio.
2) Very small size.
3) Use white ink to print on the black paper to form normal QR and reverse QR.

● Brand protection ● Dark room



Invisible QR
use HP invisible ink or
flourescent ink to print




**CMY image plus pure
black ink QR** need
special device to read

● Brand protection ● Promotion



Front side



back side(Mirroring)

Sandwich QR

Note: Here is just for sample guide. only when peel off, you can scan the back side QR, to protect from intently scan.

● Brand protection ● Attractive



(1) Colorful EAN13



(2) Colorful UPCA plus fiber pattern



Random vertical colorful 1D




Variable vertical halftone 1D



Microfont 1D

**Programed colorful EAN13 and UPCA (Rainbow)
Programed vertical halftone 1D and Microfont 1D**

● Brand protection



Colorful QR working with colorful authentication code

● Vcard



Vcard QR, use smartphone
to scan it, then save
contacts information easily.

How
the
barcode
brings
the
Value?

More types are coming out soon...

Designed by HAIYAN 火井


This is an HP Indigo digital print



● Attractive ● Brand protection



Type T



Position mark



Position mark




Single color



Quatering(lean type)



Microfont QR



Text finder mark

Various types of programed colorful QRs

- 1) Programed color sequence according to data file, both of the brand owner and the consumer can use color information to do authentication.
2) Programed variable text to the finder mark position, only available by WeChat scan. 3) Programed variable microfont to overprint on the colorful QR, HP invisible ink to print microfont.

● Brand protection ● Attractive



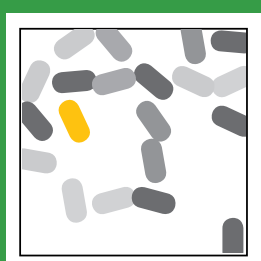
Quatering QR



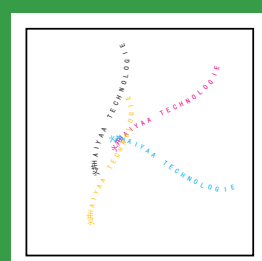
Fiber pattern




(1) Multi-layer QR



(2) Bacteria pattern



(3) Fiber text pattern



(4) Color line pattern


Colorful QR working with various types of verification patterns

- Note: 1) Multi-layer QR for security, track-trace and fun. 2) Bacteria pattern use HP invisible ink and silver ink to print, more patterns to match. 3) Fiber text pattern: Fiber combined with small size text, HP invisible ink to print some fibers. 4) Color line pattern: Fixed line pattern but colorful, HP invisible ink to print some lines.


● Attractive




(1) Internal quadrangle




(2) Font Matrix QR



(3) Full color QR




(4) Circle dot QR



(5) Leaf finder mark QR


Note: 1) Font Matrix QR. use small size variable text characters to combine QR

● CI



Imaged QR
Note: normally embed logo

● Electronics label ● Brand protection



1:1.6




As Small As Possible with A,B level
S/N:AA123456789000006
a optimized DataMatrix
▶ Mini 2D: 2.35x2.35mm for 17 digits, Add
magnifier to your smartphone to scan




- Note: 1) Deformation H/W ratio.
2) Very small size.
3) Use white ink to print on the black paper to form normal QR and reverse QR.

● Brand protection ● Dark room




Invisible QR
use HP invisible ink or
flourescent ink to print




**CMY image plus pure
black ink QR need
special device to read**

● Brand protection ● Promotion



Front side

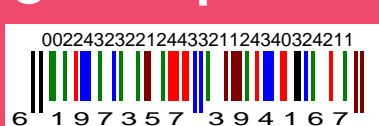


back side(Mirroring)

Sandwich QR

Note: Here is just for sample guide. only when peel off, you can scan the back side QR, to protect from intently scan.

● Brand protection ● Attractive



(1) Colorful EAN13



(2) Colorful UPCA plus fiber pattern



Random vertical colorful 1D





Variable vertical halftone 1D



Microfont 1D

**Programed colorful EAN13 and UPCA (Rainbow)
Programed vertical halftone 1D and Microfont 1D**

● Brand protection



Colorful QR working with colorful authentication code

● Vcard



Vcard QR, use smartphone
to scan it, then save
contacts information easily.

How
the
barcode
brings
the
Value?

More types are coming out soon...

Designed by HAIYAN 火井

This is an HP Indigo digital print

